


Layston School



A guide for Year 3

Name:

Welcome to Year 3!

Miss Moss teaches Year 3 with the support of Mrs Ballard, our Teaching Assistant.

We are very welcoming and happy to speak to you. Please make appointments via the school office, by phone or emailing the admin account. If it is very urgent, please let the office know as soon as you can and they will get the message to us first thing.

Important timetable information:

Mon - Cooking

Tuesday - Forest School

Fri - PE

Equipment and uniform: Children will need the same equipment as last year. Wellies, coat, FS uniform, PE kit, water bottle and snack pot, and book bag. Please ensure everything is named.



Curriculum:

We are aware that your child has missed a term in school.

We will do some baseline assessments in reading, spelling and Maths to assess where your child is and tailor the learning to match their needs.

If you would like more information about the Year 3 curriculum please look at the Year 3 Curriculum Map and subject Knowledge Organisers on our school website, which will give you a good idea of what we will be covering each half term. These will be adapted in light of your child's needs as they come into Year 3.

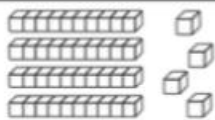
A termly booklet will also be sent out to parents at the start of each term, letting you know what learning we have planned.

Your child's strengths and needs will have been discussed by Mr Strahan and Miss Moss before September. However, as a school, we felt it would be nice for the children to have the opportunity to let us know a little bit about themselves and demonstrate what they are able to do at the moment. This will give us another insight into how best to support them, and also to get to know them. We have designed this booklet for that purpose. We hope that you and your child enjoy filling it in.

Some Maths activities for you to try!

Complete the following sequences:

- a) ___ 4 6 8 10 ___ f) ___ 24 21 ___ 15 12
b) 50 45 ___ 35 ___ 25 g) 35 40 ___ 50 ___ 60
c) ___ 6 9 12 ___ 18 h) 111 ___ ___ 81 71 61
d) 90 ___ ___ 60 50 40 i) ___ ___ 32 30 28 26
e) 16 ___ 36 46 ___ 66 j) 10 20 ___ ___ 50 60

Number	Words	Expanded Form	Picture
	___ tens ___ ones	$50 + 2 = \underline{\quad}$	
	3 tens 9 ones	$\underline{\quad} + \underline{\quad} = \underline{\quad}$	
	___ tens ___ ones	$20 + 7 = \underline{\quad}$	
	___ tens ___ ones	$\underline{\quad} + \underline{\quad} = \underline{\quad}$	
75	___ tens ___ ones	$\underline{\quad} + \underline{\quad} = \underline{\quad}$	

(Please circle):


Independent

Some help

Lots of help

Tell me about yourself:


Draw a picture of you and your family



Write your name:

Draw your favourite animal.

Draw your favourite food.



Draw or write about what you are interested in. Are there any hobbies you have? Any sports you like to play? What pets do you have? What books do you like to read? How do you like to relax? Do you play an instrument?

Multiple horizontal lines for drawing or writing about hobbies and interests.

Please circle:

Independent

Some help

Lots of help

What are your hopes and dreams for Year 3? Do you want to master all of the times tables and division facts? Improve your handwriting and get a pen licence? Improve your spellings? Read more? I'd love to know!
